



32

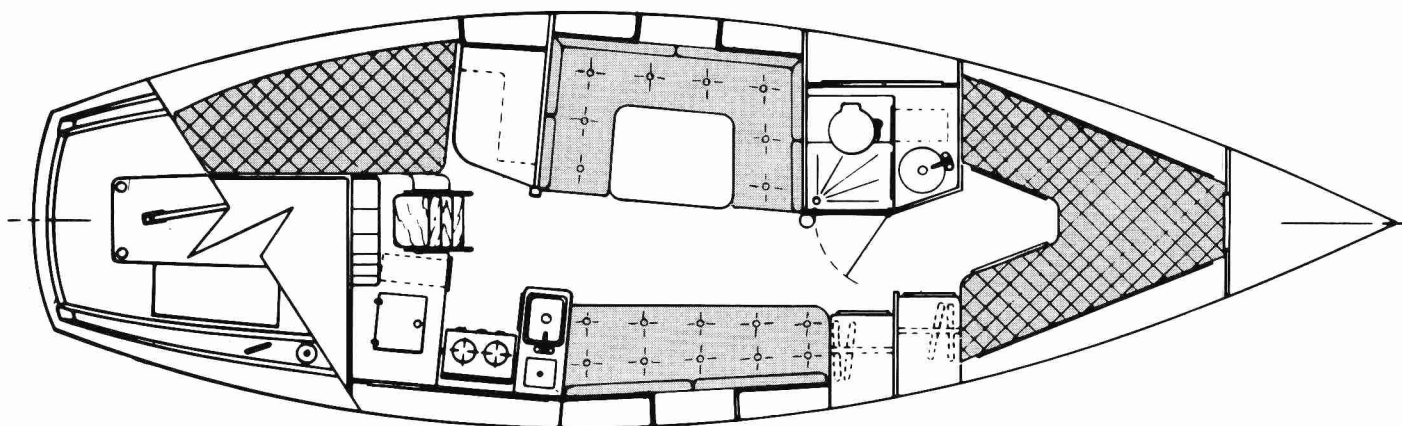
**QUALITY, VALUE AND PERFORMANCE
AT A PRICE YOU CAN AFFORD**







SPECIFICATIONS

LOA	32'6"
LWL	26'7"
Beam	10'2"
Draft	4'
Displacement	10,800 lbs.
Ballast	5,500 lbs.
Sail Area	470 sq. ft.
Mast Height Above DWL	43'
Headroom	6'5½"
Fuel Capacity	30 gal.
Water Capacity	40 gal.
Engine — Standard	15 Diesel
Optional	22 Diesel



The Watkins 32 is spacious below and compares to other 35 foot boats. Head room is an exceptional 6'5½" and the full dinette seating arrangement is convertible into a double berth. The private forward cabin contains a double "V" berth.




The Watkins 32 is built to last. The hull is heavily built of solid hand laid-up fiberglass to provide years of service. Watkins has avoided foam and balsa cores due to the potential for delamination and water absorption. The rigging is oversized again to provide an extra degree of reliability.

A Yanmar 15 hp diesel provides dependable power with an optional 22 hp available.

The unique external thru-bolted combination toe rail and hull-to-deck joint introduced on the Watkins 36 has been utilized on the 32 as well. This extremely water-tight and durable connection has been copied by other manufacturers since its introduction. Eight opening ports combined with a large plexiglass sliding companionway hatch and an aluminum framed plexiglass forward hatch provide excellent ventilation and light to the interior.

Many high quality options are available. The pedestal steering option includes compass, pedestal guard, brake and controls. The anchor platform is constructed of solid teak and this option combined with the standard anchor locker simplifies the task of dropping and raising anchor.



WATKINS 32



The Watkins 32 is a superb sailer in both light and heavy seas. The efficient hull cuts thru the water with a small bow wave and a clean wake. With a ballast ratio of approximately 50%, the boat is stiff as the wind picks up, yet her hull lines allow a slight heel in light air.

Many quality items are standard on the Watkins 32. The teak and holly sole is standard along with a navigation station. The gimbaled 2-burner alcohol stove with oven is another example of the built-in quality.

The Watkins 32 is designed and built to provide many years of safe and comfortable sailing for the discriminating owner.



WATKINS YACHTS, INC.

12645 49th Street North
Clearwater, Florida 33520

Telephone (813) 577-3684